

Series : QPSR1



SET~3



रोल नं.

Roll No.

2 1 6 8 1 6 8 9



प्रश्न-पत्र कोड
Q.P. Code 55/1/3

परीक्षार्थी प्रश्न-पत्र कोड को उत्तर-पुस्तिका के मुख-पृष्ठ पर अवश्य लिखें।

Candidates must write the Q.P. Code on the title page of the answer-book.

भौतिक विज्ञान (सैद्धान्तिक) PHYSICS (Theory)

निर्धारित समय : 3 घण्टे

Time allowed : 3 hours



अधिकतम अंक : 70

Maximum Marks : 70

नोट :

NOTE :

(I) कृपया जाँच कर लें कि इस प्रश्न-पत्र में मुद्रित पृष्ठ 31 हैं।

(I) Please check that this question paper contains 31 printed pages.

(II) प्रश्न-पत्र में दाहिने हाथ की ओर दिए गए प्रश्न-पत्र कोड को परीक्षार्थी उत्तर-पुस्तिका के मुख-पृष्ठ पर लिखें।

(II) Q.P. Code given on the right hand side of the question paper should be written on the title page of the answer-book by the candidate.

(III) कृपया जाँच कर लें कि इस प्रश्न-पत्र में 33 प्रश्न हैं।

(III) Please check that this question paper contains 33 questions.

(IV) कृपया प्रश्न का उत्तर लिखना शुरू करने से पहले, उत्तर-पुस्तिका में यथास्थान पर प्रश्न का क्रमांक अवश्य लिखें।

(IV) Please write down the serial number of the question in the answer-book at the given place before attempting it.

(V) इस प्रश्न-पत्र को पढ़ने के लिए 15 मिनट का समय दिया गया है। प्रश्न-पत्र का वितरण पूर्वाह्न में 10.15 बजे किया जाएगा। 10.15 बजे से 10.30 बजे तक परीक्षार्थी केवल प्रश्न-पत्र को पढ़ेंगे और इस अवधि के दौरान वे उत्तर-पुस्तिका पर कोई उत्तर नहीं लिखेंगे।

(V) 15 minute time has been allotted to read this question paper. The question paper will be distributed at 10.15 a.m. From 10.15 a.m. to 10.30 a.m., the candidates will read the question paper only and will not write any answer on the answer-book during this period.



SECTION - A

1. Four independent waves are expressed as

1

(i) $y_1 = A_1 \sin \omega t$

(ii) $y_2 = A_2 \sin 2 \omega t$

(iii) $y_3 = A_3 \cos \omega t$

(iv) $y_4 = A_4 \sin (\omega t + \pi/3)$

The interference between two of these waves is possible in

☒ (A) (i) and (iii) only

(B) (iii) and (iv) only

(C) (i), (iii) and (iv) only

(D) All of them

2. An electromagnetic wave passes from vacuum into a dielectric medium with relative electrical permittivity $(3/2)$ and relative magnetic permeability $(8/3)$. Then, its

☒ (A) wavelength is doubled and frequency remains unchanged.

(B) wavelength is doubled and frequency is halved.

(C) wavelength is halved and frequency remains unchanged.

(D) wavelength and frequency both will remain unchanged.

3. In an unbiased p-n junction, at equilibrium, which of the following statements is true?

(A) Diffusion current is zero but drift current exists.

(B) Diffusion current exists but drift current is zero.

☒ (C) Diffusion and drift currents are equal and opposite.

(D) Both the diffusion and drift currents exist but are unequal.

P.T.O.



4. A conducting wire connects two charged metallic spheres A and B of radii r_1 and r_2 respectively. The distance between the spheres is very large compared to their radii. The ratio of electric fields, (E_A/E_B) at the surfaces of spheres A and B will be

(A) $\frac{r_1}{r_2}$

(B) $\frac{r_2}{r_1}$

(C) $\frac{r_1^2}{r_2^2}$

(D) $\frac{r_2^2}{r_1^2}$

$\frac{1}{r_1^2} \quad \frac{1}{r_2^2}$

5. The electric potential for various points in x - y plane is given by $V = 1.0 x^2 - 2.0 y^2$, where V is in volts and x, y are in metres. The angle that the electric field at point $(2.0 \text{ m}, 1.0 \text{ m})$ makes with the positive x -axis is -

(A) 45°

(B) 90°

(C) 135°

(D) 315°

6. A current of 1.5 A is maintained in a copper wire of length 1 m with area of cross-section $1.7 \times 10^{-7} \text{ m}^2$. The magnitude of electric field in the wire is $[\rho_{\text{Cu}} = 1.7 \times 10^{-8} \Omega \text{ m}]$

(A) $0.15 \frac{\text{V}}{\text{m}}$

(B) $0.30 \frac{\text{V}}{\text{m}}$

(C) $1.5 \frac{\text{V}}{\text{m}}$

(D) $3.0 \frac{\text{V}}{\text{m}}$

7. Light from a small object in air falls on a spherical glass surface ($n = 1.5$) of radius of curvature R . A real image of the object will be formed if the object distance u is related to R as :

(A) $u < \frac{R}{2}$

(B) $\frac{R}{2} < u < R$

(C) $R < u < 2R$

(D) $u > 2R$

8. The ratio of the potential energy to the kinetic energy of an electron in n^{th} orbit of Bohr model of hydrogen atom is

1

- (A) $-\frac{1}{2}$ ~~(B)~~ $\frac{1}{2}$
~~(C)~~ 2 (D) -2

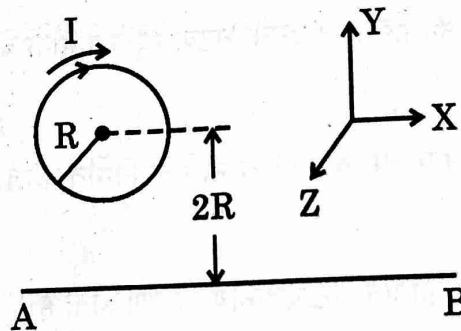
9. Welders wear special glass goggles or face masks with glass windows to protect their eyes from

1

- (A) Infrared rays ~~(B)~~ Ultraviolet rays
(C) X-rays (D) Microwaves

10. A circular loop has radius R and carries current I as shown in figure. In order that the net magnetic field at the centre of the loop is zero, the current in wire AB should have magnitude

1



- ~~(A)~~ $2\pi I$, along +X - axis
(B) $2\pi I$ along -X - axis
(C) πI along +X - axis
(D) πI along -X - axis

11. The phenomenon of interference is shown by

1

- (A) longitudinal mechanical wave only
(B) transverse mechanical wave only
~~(C)~~ electromagnetic waves only
(D) all these waves

P.T.O.



12. A series LCR circuit with $R = 3 \Omega$, $X_C = 4 \Omega$, $X_L = 8 \Omega$ is connected to a 220 V, 50 Hz ac source. The power factor for the circuit is

1

- (A) 0.30 (B) 0.45
(C) 0.50 (D) 0.60

For question number 13 to 16, two statements are given – one labelled as Assertion (A) and the other labelled as Reason (R). Select the correct answer to these questions from the options (A), (B), (C) and (D) as given below :

- (A) Both Assertion (A) and Reason (R) are true and Reason (R) is the correct explanation of the Assertion (A).
(B) Both Assertion (A) and Reason (R) are true, but Reason (R) is not the correct explanation of the Assertion (A).
(C) Assertion (A) is true, but Reason (R) is false.
(D) Both Assertion (A) and Reason (R) are false.

13. Reason (A) : The mass of a nucleus is less than the sum of the masses of the constituent nucleons.

1

Reason (R) : Energy is absorbed when the nucleons are bound together to form a nucleus. (C)

14. Assertion (A) : All atoms have a net magnetic moment. (C)

1

Reason (R) : A current loop does not always behave as a magnetic dipole.

15. Reason (A) : In Bohr model of hydrogen atom, the energy levels are discrete and quantised. (C)

1

Reason (R) : In a hydrogen atom, the electrostatic force on the electron provides the necessary centripetal force to it to revolve around the nucleus.

16. Assertion (A) : If accelerated electrons are passed through a narrow slit, a diffraction pattern is observed. (A)

1

Reason (R) : Electrons behave as both particles and waves.



SECTION - B

17. What is the order of magnitude of drift velocity of electrons in a conductor ? Deduce the relation between the current flowing through a conductor and drift velocity of electrons in it. 2
18. A wire of length L is bent round into (i) a square coil having N turns and (ii) a circular coil having N turns. The coil in both cases is free to turn about a vertical axis coinciding with the plane of the coil, in a uniform, horizontal magnetic field and carry the same currents. Find the ratio of the maximum value of the torque acting on the square coil to that on the circular coil. 2
19. (a) A beam of light consisting of two wavelengths 400 nm and 600 nm is used to illuminate a single slit of width 1 mm. Find the least distance of the point from the central maximum where the dark fringes due to both wavelengths coincide on the screen placed 1.5 m from the slit. 2

OR

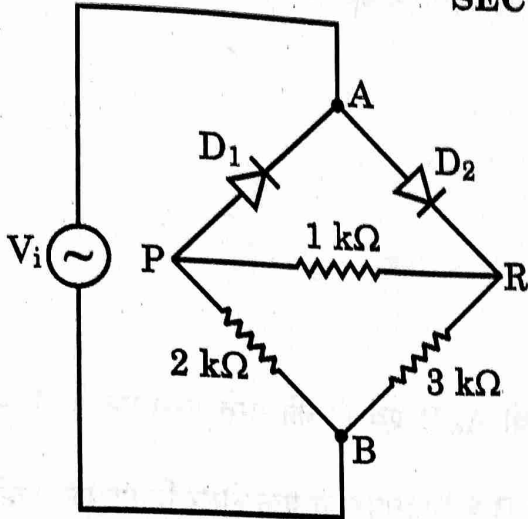
- (b) In a Young's double-slit experimental set-up with slit separation 0.6 mm a beam of light consisting of two wavelengths 440 nm and 660 nm is used to obtain interference pattern on a screen kept 1.5 m in front of the slits. Find the least distance of the point from the central maximum where the bright fringes due to both the wavelengths coincide.
20. In an electron microscope, accelerated electrons have wavelength of 0.011 nm. Calculate the voltage through which electrons were accelerated to attain this wavelength. 2
(Take $e = 1.6 \times 10^{-19}$ C, $m_e = 9 \times 10^{-31}$ kg, $h = 6.6 \times 10^{-34}$ J.s)
21. Suppose a nucleus with mass number $A = 240$ and $\frac{B.E.}{A} = 7.6$ MeV, breaks into two nuclei, each of mass number $A = 120$ with $\frac{B.E.}{A} = 8.5$ MeV. Calculate the energy released in the process. 2





SECTION - C

22.



An ac voltage $V_i = 12 \sin(100 \pi t) \text{ V}$ is applied between points A and B in a network of two ideal diodes and three resistors as shown in figure.

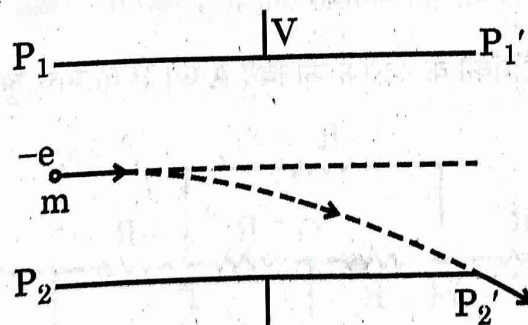
During the positive half-cycle of the input voltage V_i supplied to the network.

3

- Identify which of the two diodes will conduct and why?
- Redraw an equivalent circuit diagram to show the flow of current.
- Calculate the output voltage drops V_0 across the three resistors when the input voltage attains its peak value.


23. Figure shows a narrow beam of electrons entering with a velocity of $3 \times 10^7 \text{ m/s}$, symmetrically through the space between two parallel horizontal plates $P_1 P_1'$ and $P_2 P_2'$ kept 2 cm apart.

3



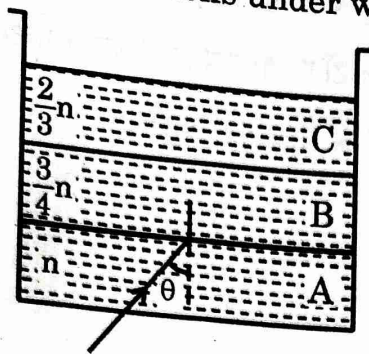
If each plate is 3 cm long, calculate the potential difference V applied between the plates so that the beam just strikes the end P_2' .

P.T.O.



24. (a) State the two conditions under which total internal reflection occurs. 3

(b)

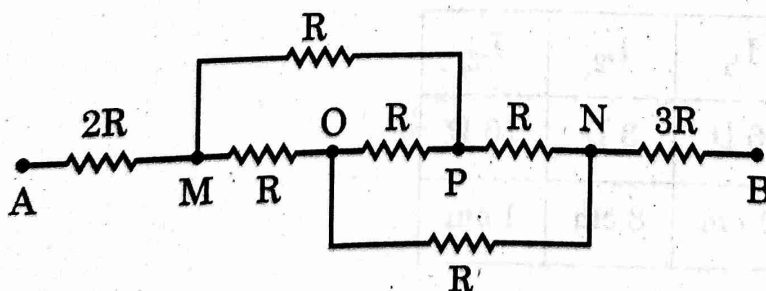


A transparent container contains layers of three immiscible transparent liquids A, B and C of refractive indices n , $\frac{3}{4}n$ and $\frac{2}{3}n$, respectively. A laser beam is incident at the interface between A and B at an angle θ as shown in figure. Prove that the beam does not enter region C at all for $\sin \theta \geq \frac{2}{3}$.

25. (a) Using Gauss's law, deduce an expression for electric field at a point due to a uniformly charged infinite plane thin sheet. 3
- (b) Two large thin plane sheets, each having surface charge density σ , are held close and parallel to each other in air. What is the net electric field at a point (i) inside and (ii) outside, the sheets?

OR

- (a) Obtain the condition of balance of a Wheatstone bridge.
- (b) Find net resistance of the network of resistors connected between A and B, as shown in figure.





26. A parallel plate capacitor of capacitance C is charged to V volt by a battery. After sometime the battery is disconnected and the distance between the plates is doubled. A slab of dielectric constant $k = 1.8$ is then introduced to completely fill the space between the plates. How will the following be affected ?

3

- (a) The capacitance of the capacitor.
- (b) The electric field between the plates of the capacitor.
- (c) The energy stored in the capacitor.

Justify your answer in each case.

27. (a) Draw the V-I characteristics of silicon diode.

3

(b) Explain the following terms :

- (i) minority carrier injection in forward bias
- (ii) breakdown voltage in reverse bias

28. (a) Why does one prefer to view the image formed at infinity than that formed at near point in microscope/telescope ?

3

(b) Consider lenses L_1 , L_2 and L_3 as specified in the following table. Which of them will you select as objective and eyepiece for constructing best possible (i) telescope (ii) compound microscope ? Give reason for your answer.

Lens	L_1	L_2	L_3
Power	6 D	3 D	10 D
Aperture	1 cm	8 cm	1 cm





SECTION - D

29. A galvanometer is used to detect or/and measure small currents in an electrical circuit. It essentially works on the fact that a current-carrying coil experiences a deflecting torque when placed in a magnetic field. This deflection in the coil can be measured and it is related to the current flowing in the coil, the number of turns in the coil, area of the coil and the magnetic field. A hair spring attached to the coil provides a counter torque and helps in measuring the deflection. A galvanometer can be converted to an ammeter or a voltmeter of desired range by using suitable resistances.

4

- (I) The torque on the coil remains constant irrespective of the coil's orientation during rotation due to

- (A) use of soft iron core which increases the magnetic field.
- (B) radial magnetic field
- (C) hair spring which provides the counter torque
- (D) eddy current in the iron core which causes damping.

- (II) The best way to increase current sensitivity of a galvanometer is by

- ☒ (A) increasing number of turns of the coil
- (B) increasing area of coil and magnetic field strength
- (C) decreasing area of coil and magnetic field strength
- (D) increasing torsional constant of the hair spring

- (III) A moving coil galvanometer has a coil with area of cross-section $4.0 \times 10^{-3} \text{ m}^2$ and number of turns 50. The coil is rotating in a magnetic field of 0.25 T. The torque acting on the coil when a current of 5 A passes through it is

- (A) 1.0 N m
- (B) 2.0 N m
- (C) 0.50 N m
- (D) 0.25 N m

OR



A galvanometer coil has a resistance of $15\ \Omega$ and the meter shows full scale deflection for a current of $3\ \text{mA}$. The value of resistance required to convert it into a voltmeter of range $(0 - 12\ \text{V})$ is

(A) $4015\ \Omega$

(B) $3985\ \Omega$

(C) $415\ \Omega$

(D) $385\ \Omega$

(IV) A galvanometer with coil of resistance $20\ \Omega$ shows full scale deflection for a current of $5\ \text{mA}$. To convert it into an ammeter of range $(0 - 10\ \text{A})$, a resistance of

(A) $0.05\ \Omega$ should be connected in series with it.

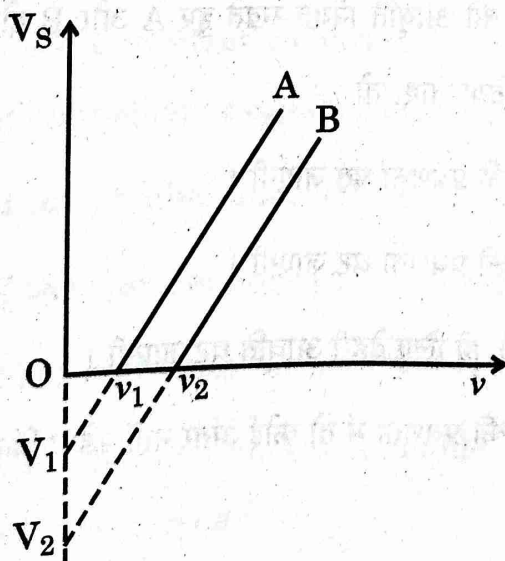
~~(B)~~ $0.05\ \Omega$ should be connected in parallel with it.

☒ (C) $0.01\ \Omega$ should be connected in parallel with it.

(D) $0.01\ \Omega$ should be connected in series with it.

30. A researcher performs an experiment on photo-electric effect using two metals A and B with unknown work functions. She illuminates the surfaces of A and B with monochromatic radiation of various frequencies and records the value of corresponding stopping potentials (V_s). The graph shows the variation of stopping potential (V_s) with the frequency of incident radiation (ν) for metals A and B.

4



Answer the following questions :



(I) From the graph, the work functions of A and B are (h is Planck's constant and e value of charge on an electron)

(A) ν_1 and ν_2

(B) V_1 and V_2

☒ (C) $h\nu_1$ and $h\nu_2$

(D) $\frac{h\nu_1}{e}$ and $\frac{h\nu_2}{e}$

(II) For radiation of frequency $\nu > \nu_2$ incident on the surfaces of A and B, the maximum kinetic energy of ejected electron is

☒ (A) greater for metal A because it has a smaller work function.

(B) greater for metal B because it has a larger work function.

(C) greater for metal B because it has higher threshold frequency.

(D) the same for both metal A and metal B because it is independent of work functions of metals.

$h\nu = \phi + K.E.$
 $K.E. = h\nu - \phi$
 $h\nu = 4.1 - W$


(III) If the intensity of the incident radiation for both metals A and B, is doubled keeping its frequency constant, then

(A) the slope of the parallel lines will increase.

(B) the slope of the parallel lines will decrease.

(C) the threshold frequencies for both A and B will decrease.

☒ (D) the slope of the parallel lines will not change but more electrons will be emitted per second.



(IV) The threshold frequency for a metal surface is ν_0 . If the radiation of frequency $3\nu_0$ illuminates the surface, the maximum kinetic energy (KE) of photoelectrons is E_1 . If the frequency were increased to $6\nu_0$, the maximum KE of the photoelectrons becomes E_2 . Then $\left(\frac{E_1}{E_2}\right)$ equals

(A) $1/3$

(B) $1/2$

(C) $2/5$

(D) $3/4$

OR

Let m be the slope of the graph line for metal B. If e is the value of electron charge, then Planck's constant ' h ' is given by

(A) me

(B) $\frac{1}{me}$

(C) $\frac{m}{e}$

(D) $\frac{e}{m}$

SECTION - E

31. (a) Using the relation for refraction at a curved spherical surface, derive the expression for lens maker's formula.

5

(b) Three lenses L_1 , L_2 and L_3 , each of focal length 40 cm, are placed coaxially. The distance between L_1 and L_2 and between L_2 and L_3 are 120 cm and 20 cm respectively. An object is kept at a distance of 80 cm to the left of lens L_1 .

Find the distance of the final image formed from the object.

OR

(a) Draw a ray diagram to show the image formation by a concave mirror when the object is kept between its focus and the centre of curvature. Using this diagram, derive the mirror formula.

(b) A concave mirror produces a two times magnified virtual image of an object kept 10 cm in front of it. Calculate the focal length of the mirror.



5

32. (a) State Faraday's law of electromagnetic induction.
- (b) Derive an expression for the self-inductance of an air-filled long solenoid of length l and cross-sectional area A having N turns. $L = \frac{\mu_0 N^2 A l}{2}$
- (c) A conducting rod of length 50 cm, with one end pivoted, is rotated with angular speed of 60 rpm in a uniform magnetic field of 4.0 mT directed perpendicular to the plane of rotation of rod. Find the emf induced in the rod.

OR

- (a) Draw a labelled diagram of a step-up transformer. State the principle on which it works and obtain the ratio of secondary voltage to primary voltage in terms of number of turns and currents in the two coils.
- (b) The ratio of the number of turns in the primary to the secondary of an ideal transformer is 1 : 5. If 5 kW power at 200 V is supplied to the primary, find
- current in the primary, and
 - output voltage.

33. (a) An electric dipole consists of two point charges q and $-q$ separated by a distance $2a$. Derive an expression for the electric field \vec{E} due to this dipole at a point distant r from the centre of the dipole on the equatorial plane. Write the expression for the electric field at a far off point, i.e. $r \gg a$.

- (b) A dipole is placed in x-y plane such that charges q and $-q$ are located at $x = a$ and $x = b$ respectively. There exists an electric field $\vec{E} = 2\hat{i} \frac{N}{C}$ in the region. Calculate the force \vec{F} and torque $\vec{\tau}$ experienced by the dipole.

5

OR



- (a) Two cells of emf E_1 and E_2 with internal resistances r_1 and r_2 respectively, are connected in parallel by connecting their positive terminals together and negative terminals together. Deduce an expression for equivalent emf and equivalent internal resistance of the combination.
- (b) A parallel combination, as stated in (a) above, of two cells of emfs E and $3E$ and internal resistances R each is connected across a resistance $2R$. Find the current that flows through resistance $2R$.
-

